PCD Insert

● : Continuous cutting
◐ : Light interrupted cutting
✠ : Heavy interrupted cutting

Positive type

		DX120	DX140
P	Steel		
M	Stainless		
K	Cast iron		
N	Non-ferrous	●◐	●◐
S	Superalloy		
H	Hard material		

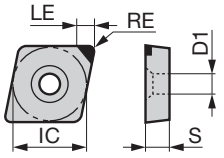

Shape	Designation	DX120	DX140	No. of corners	LE	RE	IC	S	D1	Sharp edge
		Dimension (mm)								Honing
TPGA**-DIA	TPGA090202-DIA		●	1	2.4	0.2	5.56	2.38	2.5	○
	TPGA090204-DIA		●	1	2.2	0.4	5.56	2.38	2.5	○
	TPGA110202-DIA		●	1	2.4	0.2	6.35	2.38	2.8	○
	TPGA110204-DIA		●	1	2.2	0.4	6.35	2.38	2.8	○
	TPGA110302-DIA		●	1	2.4	0.2	6.35	3.18	3.0	○
	TPGA110304-DIA		●	1	2.2	0.4	6.35	3.18	3.0	○
	TPGA110308-DIA		●	1	2.9	0.8	6.35	3.18	3.0	○
	TPGA160302-DIA		●	1	3.3	0.2	9.525	3.18	4.0	○
	TPGA160304-DIA		●	1	3.2	0.4	9.525	3.18	4.0	○
	TPGA160308-DIA		●	1	2.9	0.8	9.525	3.18	4.0	○
TPGN**-DIA	TPGN090204-DIA		●	1	2.2	0.4	5.56	2.38	-	○
	TPGN110304-DIA	●	●	1	3.2	0.4	6.35	3.18	-	○
	TPGN110308-DIA		●	1	2.9	0.8	6.35	3.18	-	○
	TPGN160302-DIA		●	1	3.3	0.2	9.525	3.18	-	○
	TPGN160304-DIA	●	●	1	3.2	0.4	9.525	3.18	-	○
	TPGN160308-DIA		●	1	2.9	0.8	9.525	3.18	-	○
TPGW**-DIA	TPGW080202-DIA		●	1	2.4	0.2	4.76	2.38	2.3	○
	TPGW080204-DIA		●	1	2.3	0.4	4.76	2.38	2.3	○
	TPGW090202-DIA	●	●	1	2.4	0.2	5.56	2.38	2.5	○
	TPGW090204-DIA		●	1	2.2	0.4	5.56	2.38	2.5	○
	TPGW110202-DIA	●	●	1	2.4	0.2	6.35	2.38	2.8	○
	TPGW110204-DIA		●	1	2.2	0.4	6.35	2.38	2.8	○
	TPGW130302-DIA	●	●	1	3.3	0.2	7.94	3.18	3.4	○
	TPGW130304-DIA		●	1	3.2	0.4	7.94	3.18	3.4	○
	TPGW16T302-DIA		●	1	3.3	0.2	9.525	3.97	4.4	○
	TPGW16T304-DIA		●	1	3.2	0.4	9.525	3.97	4.4	○
	TPGW16T308-DIA		●	1	2.9	0.8	9.525	3.97	4.4	○
VCGW**-DIA	VCGW160402-DIA		●	1	4.8	0.2	9.525	4.76	4.4	○
	VCGW160404-DIA		●	1	4.4	0.4	9.525	4.76	4.4	○
										

● : Line up

Reference pages: External toolholder → C063 - Internal toolholder → D043 -
Cartridge → K193 - Boring bar tool → K209 -