Insert POSITIVE TYPE

● : Continuous cutting
◐ : Light interrupted cutting
✠ : Heavy interrupted cutting

VP

Rhombic, 35° with hole Positive 11°

P	Steel	●◐	●◐	
M	Stainless	●◐	●◐	
K	Cast iron			
N	Non-ferrous			
S	Superalloy		●◐	
H	Hard material			

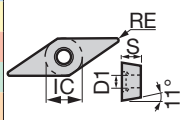

Application	Chipbreaker	Designation	Coated SH725	Coated SH730	RE	IC	S	D1
For external turning on Swiss lathes (sharp edge)	JSP	VPET0802008MFN-JSP	●	●	<0.08	4.76	2.38	2.3
		VPET080201MFN-JSP	●	●	<0.1	4.76	2.38	2.3
		VPET080201 8MFN-JSP	●	●	<0.18	4.76	2.38	2.3
		VPET080202MFN-JSP	●	●	<0.2	4.76	2.38	2.3
		VPET1103008MFN-JSP	●	●	<0.08	6.35	3.18	2.8
		VPET110301MFN-JSP	●	●	<0.1	6.35	3.18	2.8
		VPET110301 8MFN-JSP	●	●	<0.18	6.35	3.18	2.8
		VPET110302MFN-JSP	●	●	<0.2	6.35	3.18	2.8

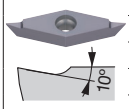

*Corner radius (RE) with a sign of inequality (<) means minus tolerance.

● : Line up

WP

Trigon, 80° with hole Positive 11°

P	Steel	●◐	◐✠	●◐	◐✠	●◐
M	Stainless	●◐				●◐
K	Cast iron	●◐		●◐		●◐
N	Non-ferrous					
S	Superalloy					●◐
H	Hard material					

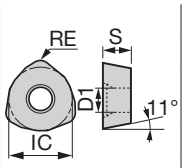

Application	Chipbreaker	Designation	Coated T9215	Coated T9225	Coated T9115	Coated T9125	Coated AH120	RE	IC	S	D1
Heavy cutting	ML	WPMT090725ZPR-ML	●	●	▲	▲	●	2.5	15	7	5.5
		WPMT090725ZPL-ML	●	●	▲	▲	●	2.5	15	7	5.5

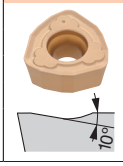

● : Line up
▲ : To be discontinued

Insert POSITIVE TYPE / DOUBLE SIDE

VX

Rhombic, 35° with hole

P	Steel	●◐	
M	Stainless	●◐	
K	Cast iron		
N	Non-ferrous		
S	Superalloy		
H	Hard material		

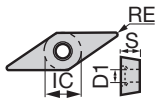

Application	Chipbreaker	Designation	Coated SH725	RE	IC	S	D1
Finishing (sharp edge)	JRP	VXGU09T201MFRE-JRP**	●	<0.1	5.56	2.47	2.5
		VXGU09T201MFLE-JRP**	●	<0.1	5.56	2.47	2.5
		VXGU09T202MFRE-JRP**	●	<0.2	5.56	2.47	2.5
		VXGU09T202MFLE-JRP**	●	<0.2	5.56	2.47	2.5
Finishing to medium cutting (sharp edge)	JS	VXGU09T201MFR-JS(1)	●	<0.1	5.56	2.47	2.5
		VXGU09T201MFL-JS(1)	●	<0.1	5.56	2.47	2.5
		VXGU09T202MFR-JS(1)	●	<0.2	5.56	2.47	2.5
		VXGU09T202MFL-JS(1)	●	<0.2	5.56	2.47	2.5
		VXGU09T204MFR-JS(1)	●	<0.4	5.56	2.47	2.5
		VXGU09T204MFL-JS(1)	●	<0.4	5.56	2.47	2.5

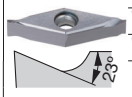

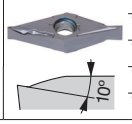

*Corner radius (RE) with a sign of inequality (<) means minus tolerance.
** For external turning applications
(1)Due to chipbreaker profile, max ap for face or ID turning is 1 mm

● : Line up

Reference pages: WPMT...: External toolholder → C098 VXGU...: External toolholder → C056 -
VPET... : J-Series toolholder → G022 -